



**HYATT REGENCY
TULSA**

CLASSES
APRIL 22-26, 2024

SAVTA.ORG
EMAIL: CONVENTIONS@ALOA.ORG

TRADE SHOW
APRIL 27, 2024



GET ON THE ROUTE TO SUCCESS AT SAFETECH!

Route 66 got its start in Tulsa. And you'll get the start of the next successful chapter of your career in Tulsa too, thanks to SAFETECH 2024.

Join us in the heart of America for the most valuable week of safe and vault education available. On top of all the learning, you'll be able to network with your peers and industry leaders, and the Trade Show will give you access to all the latest products.



SAFETECH has a family-like atmosphere that can't be replicated. Come see what it's all about while growing your career. This is one event you can't afford to miss!

As the birthplace of Route 66, Tulsa offers several nearby sites where visitors can learn more about the iconic roadway, its history and the vintage hotels, diners and Americana that lined it.

This year's SAFETECH location, the Hyatt Regency, puts you in the middle of Tulsa's vibrant entertainment and cultural district. With more than 50 nearby restaurants and bars and a venue that's only eight miles from the airport, the location is unbeatable.

For day trips outside the city, there's so much to see. Visit Turner Falls, Red Rock Canyon State Park or Wichita Mountains Wildlife Refuge for beautiful scenery. To learn more about all the state has to offer, visit www.travelok.com.

**Wherever you want to go,
SAFETECH 2024 will take you there.**

www.SAVTA.org



THE 2024 SAFE & VAULT TECHNICIANS ASSOCIATION CONVENTION & TRADE SHOW

April 22-27, 2024 | Hyatt Regency Tulsa, Tulsa, Oklahoma | Trade Show: April 27, 2024

EARLY REGISTRATION DISCOUNT DEADLINE: MARCH 29, 2024

On-Site Registration

On-site Registration check-in opens Sunday, April 21 at 2 p.m. and closes at 5 p.m.

Monday: 7 a.m. - 5 p.m.

Tuesday through Friday: 7:30 a.m. - 5 p.m.

Classes

Monday, April 22, through
Friday, April 26, 2024

Special thanks to Big Red and
Bullseye for sponsoring the daily
class lunches!



Trade Show

Saturday, April 27, 2024, 10 a.m. to 4 p.m.
Meet one-on-one with suppliers and industry
experts while viewing the latest products
under one roof at the SAFETECH 2024 Trade
Show. Stay all day for a chance to win one

of the many giveaway drawings, including
a grand prize SAFETECH 2025 Convention
package. **You must be present to win.**

**Thank you to TMI, Corp. for sponsoring the
refreshment break at the Trade Show!**



Education and Events

All packages include:

- Full-day classes with breaks and lunch
- Free entrance to the Trade Show
- Free entrance to the Swap Meet
- The Kick-Off Party
- Friends of SAVTA Live Auction

**Remember to register by March 29, 2024, for
discounted prices.**

Don't Miss the Trade Show!

- Special Deals
- SAVTA Logo Products
- New Products
- Networking
- Refreshments sponsored
by TMI, Corp.
- **WIN GIVEAWAYS every hour!**



GENERAL INFORMATION

Hotel

Hyatt Regency Tulsa Downtown
100 East Second Street
Tulsa, OK 74103
(877) 803-7534
Register online at:
<https://bit.ly/3GTvYZu>

Discounted Group Rates:
\$135 plus taxes and fees

Discount rate cut-off: Friday,
March 29, 2024, at 5 p.m., after
which the rate may increase, and
rooms may not be available any
longer.

Amenities: Complimentary in-room
Wi-Fi and 24-hour gym access, with
towels available.

The hotel is dog friendly. A \$75 non-
refundable pet deposit is required.



Enjoy your stay at the centrally located Hyatt Regency Tulsa Downtown! Hotel reservations made after 5 p.m. on Friday, March 29, 2024, will be based on availability at the group rate.

Reservations can be secured by calling the hotel toll-free at (877) 803-7534 or at (918) 582-9000 and using the group name "SAVTA" or "SAFETECH." Reservations can also be made online using the hotel link listed above or under the Convention tab on SAVTA.org.

PLEASE IGNORE EMAILS AND PHONE CALLS OFFERING ASSISTANCE WITH BOOKING YOUR GUEST ROOM. ONLY BOOK YOUR HOTEL ROOM WITH THE INFORMATION PROVIDED ABOVE OR AT WWW.SAVTA.ORG.

SAVTA IS NOT WORKING WITH ANY THIRD-PARTY COMPANIES.

SAFETECH 2024 is a private event for the benefit of SAVTA and its members and guests. Admission to the trade show and educational programs shall be limited to registrants and guests invited by SAVTA. SAVTA reserves the right to deny admission to any person.

Parking

The Hyatt Regency Tulsa Downtown offers complimentary self-parking for overnight guests. Valet parking is \$30 per night with unlimited in-and-out privileges.

Transportation

Shuttle Service to/from Tulsa International Airport

The hotel has a complimentary 24-hour shuttle to and from the Tulsa International Airport. To secure a shuttle from the airport to the hotel, call the hotel at (918) 234-1234 upon arrival at airport.

To take the shuttle to the airport, arrive at the downstairs bell stand and request a shuttle. It departs every half hour.

The hotel has a local shuttle based upon availability to transport guests to area within a one-mile radius of the hotel.

CLASS & EXHIBITS PRICING



PRICING	On or Before March 29	After March 29
Will Rogers Package (5 days)		
Member (SAVTA or ALOA)	\$1,305	\$1,429
Non-Member	\$1,535	\$1,659
Garth Brooks Package (4 days)		
Member (SAVTA or ALOA)	\$1,149	\$1,275
Non-Member	\$1,325	\$1,450
Chuck Norris Package (3 days)		
Member (SAVTA or ALOA)	\$999	\$1,129
Non-Member	\$1,179	\$1,299
Ron Howard Package (2 days)		
Member (SAVTA or ALOA)	\$725	\$869
Non-Member	\$899	\$1,015
Gene Autry Single Day (1 day)		
Member (SAVTA or ALOA)	\$395	\$429
Non-Member	\$465	\$499
Trade Show Only (Free if taking classes)		
If Taking Classes	Free	Free
Member (SAVTA or ALOA)	Free	\$25
Non-Member	\$35	\$40
Non-Safe-Tech Guest	\$25	\$30
Spouse/Child	\$10	\$15

TRADE SHOW ONLY NOTICE

Member Registration for the trade show only is FREE THROUGH MARCH 29.

AFTER MARCH 29 AND ON-SITE, MEMBERS WILL BE CHARGED \$25.

If you are taking classes, the trade show is free.

SPECIAL EVENTS

Swap Meet

6:00 p.m. to 10:00 p.m., Thursday, April 25

Pick up some bargains and sell some of your spare items! There are always good deals to be had. Thank you to TMI, Corp. for its sponsorship of this event!



SAFETECH 2024 Kick-Off Party

7:00 p.m., Friday, April 26

This is a don't-miss event every year! Be sure to attend this party with a great atmosphere to mix and mingle with suppliers and colleagues. The Kick-Off Party is being generously sponsored by Lockmasters, Inc., and the bar is being sponsored by dormakaba. Thank you for your generous support!

LOCKMASTERS®
I N C O R P O R A T E D



Friends of SAVTA Live Auction

At the Kick-Off Party, Friday, April 26

In conjunction with the Kick-Off Party, please join us for the Friends of SAVTA Live Auction, hosted and sponsored by Lockmasters. This is an important fundraiser for SAVTA, but it's also a lot of fun! Pick up some interesting collectible items, useful tools and bargains.

If you are interested in donating items for the auction, please contact Joe Peach at joe@alooa.org. Mail items to the warehouse at:

Friends of SAVTA Live Auction
1471 Prudential Drive, Dallas, TX 75235

Items must be received at the warehouse by March 1.

Membership Meeting

8:30 a.m., Saturday, April 27

Attend to elect new SAVTA board members, get updates on association happenings, and provide feedback and ideas to the SAVTA board and staff.

SAVTA Giveaways

At registration, you'll receive one giveaway ticket. Be sure to hang on to it for the trade show! You can also purchase extra tickets at registration or the SAVTA booth at the Trade Show. Then listen for your ticket number to be announced for prizes on the show floor. **Must be present to win.**


Harry C. Miller Manipulation Contest

11:00 a.m. to 3:00 p.m., Saturday, April 27

Try your hand at manipulating locks and win some glory, a handshake and a commemorative plaque. In addition to the manipulation contest, there will be a Group 2M competition that will include Big Red, Sargent & Greenleaf and LA GARD Group 2M locks.

Hall of Fame/ 2023 In Memoriam

Be sure to take a moment to honor the SAVTA Hall of Fame members and the SAVTA members who passed in 2023. They will be honored in a video at registration.



BIG RED

SAFE LOCKS



"Big Red, The Safe Lock With The Red Wheels"®


Our CDL Group 2 and Group 2M Series Mechanical Safe Locks With The New BR17 Lever Giving Your End User An Effective ± 1 Opening Tolerance!

Endurance Tested With 531,232 Openings at a Brutal 650+ Openings Per Hour For 35 Days And Fully Documented With Daily Videos. No Other Lock Manufacturer's Lock Can Come Close To Our Test Results,

**Proving Big Red® Safe Locks Are The Most Reliable and
Durable Mechanical Locks Ever Made!**

FEATURES

1. Longer brass locking bolt provides more engagement in lock case and more strength.
2. Heavy duty lock case with reinforced material around locking bolt and front mounting screws offers more punch resistance.
3. Brass Lever Screw.
4. Nickel plated BR17 lock lever giving your end users an effective ± 1 opening tolerance.
5. Internal Relocker System to protect against punch attack.
6. Double locking brass wheel levers and inner brass wheel featuring our exclusive DeadLoc Technology® to prevent combination number jumping.
7. Our signature trademarked red anodized aluminum wheels assures it's a Big Red®.
8. Brass drive cam for long service life attaches to brass dial spindle with stainless steel spline key to ensure firm fit.
9. Nickel plated lock case for corrosion resistance in harsh environments and longer cycle life.
10. Optional dial & ring styles and finishes; including our customer friendly rubber dial grip.



**FOR YOUR SECURITY SOLUTIONS, PLEASE VISIT
OUR WEBSITE: WWW.BIGREDSAFELOCKS.COM**

CLASS TRACKS & SCHEDULE

Monday, April 22	Tuesday, April 23	Wednesday, April 24
Registration: 7:00 a.m. – 5:00 p.m. Classes: 8:00 a.m. – 5:00 p.m.	Registration: 7:30 a.m. – 5:00 p.m. Classes: 8:00 a.m. – 5:00 p.m.	Registration: 7:30 a.m. – 5:00 p.m. Classes: 8:00 a.m. – 5:00 p.m.
101 Mechanical Combination Lock Fundamentals (Day 1 of 2)	201 Mechanical Combination Lock Fundamentals (Day 2 of 2)	301A Common Lockout Issues With Time Locks (A.M. Half-Day)
		301P Mechanical Lock Diagnostics (P.M. Half-Day)
	202 ST/PRP Prep & CPS (Day 1 of 2)	302 ST/PRP Prep & CPS (Day 2 of 2)
103 SAFE DEPOSIT SERIES: Safe Deposit Basics (Day 1 of 3)	203 SAFE DEPOSIT SERIES: Safe Deposit Defeat (Day 2 of 3)	303 SAFE DEPOSIT SERIES: Safe Deposit Service & Repair (Day 3 of 3)
104 Dialing for Dollars With Diagnostics	204 Forensics for Safe Technicians (Day 1 of 2)	304 Forensics for Safe Technicians (Day 2 of 2)
105 Electronic Safe Lock	205 SecuRam Electronic Safe Locks	305 S&G Electronic Safe Locks
	206 Common Key-Operated Locks in the U.S.	306 Basic Safe Opening
		307 Method of Entry - Lever Locks (SINGLE-DAY CLASS, OFFERED TWICE)
108 Basic Group 2 Safe Combo Lock Manipulation (Day 1 of 2)	208 Basic Group 2 Safe Combo Lock Manipulation (Day 2 of 2)	308 Advanced Group 2 Safe Combo Lock Manipulation (Day 1 of 2)
109 MONDAY EVENING SEMINAR: Basic Dialing Diagnostics 7:00 p.m. – 9 p.m.	209 TUES EVENING SEMINAR: Scoping the Change Key Hole 7:00 p.m. – 9 p.m.	309 X-10 Certification Ttraining

Class Tracks

If you are interested in a specific type of safe education, use the color coding below/above to help select your classes. **Choose only one class per day.**

Manipulation Learning Track

108/208: Basic Group 2 Safe Combo Lock Manipulation
308/408: Advanced Group 2 Safe Combo Lock Manipulation
507: Digital Manipulation for Mechanical Safe Locks



309 WEDS EVENING SEMINAR: Scoping the Change Key Hole 7:00 p.m. – 9 p.m.

ST/PRP Testing:
6:00 p.m. – 10:00 p.m.

Safe Deposit Track

103: Safe Deposit Basics (Day 1 of 3)
203: Safe Deposit Defeat (Day 2 of 3)
303: Safe Deposit Service & Repair (Day 3 of 3)
309: X-10 Certification Training

Time Lock Track

301A: Common Lockout Issues With Time Locks
401/501: Time Lock Service (Two Day)

Thursday, April 25	Friday, April 26	Saturday, April 27
Registration: 7:30 a.m. – 5:00 p.m. Classes: 8:00 a.m. – 5:00 p.m.	Registration: 7:30 a.m. – 5:00 p.m. Classes: 8:00 a.m. – 5:00 p.m.	Registration: 7:30 a.m. – 5:00 p.m. Classes: 8:00 a.m. – 5:00 p.m.
401 Time Lock Service (Day 1 of 2)	501 Time Lock Service (Day 2 of 2)	CMST Breakfast (By Invitation Only): 7:30 a.m.
402 Safe Lock Servicing	502 Electronic Safe Lock Servicing (<i>SINGLE-DAY CLASS, OFFERED TWICE</i>)	Membership Meeting: 8:30 a.m.
403 Electronic Safe Lock Servicing (<i>SINGLE-DAY CLASS, OFFERED TWICE</i>)	503 Mechanical Safe Lock Servicing	Trade Show: 10:00 a.m. – 4:00 p.m.
404 Spiking Electronic Locks (<i>SINGLE-DAY CLASS, OFFERED TWICE</i>)	504 Spiking Electronic Locks (<i>SINGLE-DAY CLASS, OFFERED TWICE</i>)	Harry C. Miller Manipulation Contest: 11:00 a.m. – 3:00 p.m.
405 LA GARD Electronic Safe Locks	505 Tecnosicurezza Electronic Safe Locks	<p>SAVTA does not approve or endorse any product or service advertised, described or referenced in this publication. Evaluation, purchase and use of any such product or service is the sole responsibility of the reader. SAVTA retains the right to review and reject products and services from time to time. However, inclusion in this publication does not constitute approval or endorsement.</p>
406 Advanced Safe Opening & Repair (Day 1 of 2)	506 Advanced Safe Opening & Repair (Day 2 of 2)	
407 Method of Entry - Lever Locks (<i>SINGLE-DAY CLASS, OFFERED TWICE</i>)	507 Digital Manipulation for Mechanical Safe Locks	
408 Advanced Group 2 Safe Combo Lock Manipulation (Day 2 of 2)		
Swap Meet: 6:00 p.m. – 10:00 p.m.	The Kick-Off Party and Friends of SAVTA Live Auction 7:00 p.m.	

E-Lock Safe Learning Track

105: Electronic Safe Lock
205: SecuRam Electronic Safe Locks
305: S&G Electronic Safe Locks
403 OR 502: Electronic Safe Lock Servicing
404 OR 504: Spiking Electronic Locks
405: LA GARD Electronic Safe Locks
505: Tecnosicurezza Electronic Safe Locks

Certification

202/302: ST/PRP Prep & CPS Exam (Two Day)
204/304: Forensics for Safe Technicians (Two Day)

Safe Opening Track

104: Dialing For Dollars With Diagnostics
301A: Common Lockout Issues With Time Locks
301P: Mechanical Lock Diagnostics
306: Basic Safe Opening
307 OR 407: Method of Entry - Lever Locks
406/506: Advanced Safe Opening & Repair

CLASS DESCRIPTIONS

Information is correct as of January 8, 2024. Full Class Descriptions can be found online.

Below are classes and their class content breakdown showing the percentage of hands-on instruction versus lecture portion in each class. Complete class descriptions can be found online on the convention website: <https://www.savta.org/pages.php?pageid=2> There is also an indicator — based on the instructors' recommendations — of any prerequisite class or skillset, if required, for each class.

B Beginner **I** Intermediate **A** Advanced

Monday, April 22

Full-Day Classes: 8:00 a.m. to 5:00 p.m.

101: Mechanical Combination Lock Fundamentals (Day 1 of 2) **B**

Instructor: Mike Potter, CPS 2nd Day, Gregory Perry

Class Track: Safe & Vault

Class Content: 10% Lecture/90% Hands-On

Class Limit: 16

103: Safe Deposit Series: Safe Deposit Basics (Day 1 of 3) **I**

Instructors: Gene Gyure, CRL, CAI, with Dan Billheimer, CPL, CPS, CAI

Class Track: Safe Deposit

Class Content: 40% Lecture/60% Hands-On

Class Limit: 20

103R Lab Fee – REQUIRED: \$20 for screwdrivers, jump drive with class material, misc. items

104: Dialing for Dollars With Diagnostics **A**

Instructor: James K. Ashley, CMST, CPL, CMEL, CFL, CAI

Class Track: Safe Opening

Class Content: 40% Lecture/60% Hands-On

Class Limit: 20

Class Requirement: Students must have experience in safe locks or already taken an Intro to Mechanical Safe Lock class.

105: Electronic Safe Lock: Comprehensive Overview of Components, Programming, Service & Defeat **B** **I**

Instructor: Phil Sutherland

Class Track: E-lock Safes

Class Content: 35% Lecture/65% Hands-On

Class Limit: 20

108: Basic Group 2 Safe Combo Lock Manipulation (Day 1 of 2) **B**

Instructor: Martin Sharp and Asst. Michael A. McElheney, CMST, CML

Class Track: Manipulation

Class Content: 30% Lecture/70% Hands-On

Class Limit: 30

Class Requirement: For attendees to gain maximum benefit from this class formal training on combination locks (i.e., servicing, diagnostics etc.) should have already been received and students should (at minimum) have a practical and working knowledge of Group 2 locks.

MONDAY EVENING SEMINAR - 7 to 9 p.m.

109: Basic Dialing Diagnostics

Instructor: Dan Billheimer, CPL, CPS, CAI

Seminar Limit: 20

109R Lab Fee - REQUIRED: \$49

***This seminar is not part of class packages, and the registration fee must be paid separately. Pre-registration is required.**

Tuesday, April 23

Full-Day Classes: 8:00 a.m. to 5:00 p.m.

201: Mechanical Combination Lock Fundamentals (Day 2 of 2)

See Class 101.

202: ST/PRP Class Prep & CPS (Day 1 of 2) **B**

Instructor: Harry L. Sher, CML, CPS

Class Track: Certification

Class Content: 50% Lecture/50% Hands-On

Class Limit: 25

202O Lab Fee - OPTIONAL: \$160 Optional video

203: Safe Deposit Series: Safe Deposit Defeat (Day 2 of 3) **I**

Instructors: Gene Gyure, CRL, CAI, with Dan Billheimer, CPL, CPS, CAI

Class Track: Safe Deposit

Class Content: 30% Lecture/70% Hands-On

Class Limit: 20

Class Requirement: Prerequisite of Safe Deposit Basics (unless the student can demonstrate proficiency). This is day 2 of a 3-day series. Day 1 is required to understand the terminology and class

requirements.

203R Lab Fee – REQUIRED: \$20 for screwdrivers, jump drive with class material, misc. items

204: Forensics for Safe Technicians (Day 1 of 2) I

Instructor: James K. Ashley, CMST, CPL, CMEL, CFL, CAI

Class Track: Certification

Class Content: 45% Lecture/55% Hands-On

Class Limit: 30

204R Lab Fee - REQUIRED: \$60

204P Lab Fee - OPTIONAL: \$160 for CFL S&V F-03 Exam

205: SecuRam Electronic Safe Locks: Comprehensive Overview of Components, Programming, Service & Defeat B I

Instructor: Phillip Sutherland

Class Track: E-lock Safes

Class Content: 20% Lecture/80% Hands-On

Class Limit: 20

206: Common Key-Operated Locks in the U.S. B

Instructors: Joseph R. Reustle, CPS, CAI, GSAT, and Dave Fullarton

Class Track: Safe & Vault

Class Content: 60% Lecture/40% Hands-On

Class Limit: 12

206R Lab Fee - REQUIRED: \$50 for tools, servicing locks and set-up keys

208: Basic Group 2 Safe Combo Lock Manipulation (Day 2 of 2)

See Class 108.

TUESDAY EVENING SEMINAR - 7 to 9 p.m

209: Scoping the Change Key Hole

Instructor: Dan Billheimer, CPL, CPS, CAI

Seminar Limit: 20

209R Lab Fee - REQUIRED: \$49

***This seminar is not part of class packages, and the registration fee must be paid separately. Pre-registration is required.**

Wednesday, April 24

Full-Day Classes: 8:00 a.m. to 5:00 p.m.

301A: Common Lockout Issues With Time Locks B A.M. HALF DAY

Instructor: Ed J. March IV, RL

Class Track: Safe Opening

Class Content: 75% Lecture/25% Hands-On

Class Limit: 10

301P: Mechanical Lock Diagnostics B P.M. HALF DAY

Instructor: Ed J. March IV, RL

Class Track: Safe Opening

Class Content: 75% Lecture/25% Hands-On

Class Limit: 10

Class Requirement: Should have previously taken the basic mechanical lock course.

302: ST/PRP Class Prep & CPS (Day 2 of 2)

See Class 202.

303: Safe Deposit Series: Safe Deposit Service & Repair (Day 3 of 3) I

Instructors: Gene Gyure, CRL, CAI, with Dan Billheimer, CPL, CPS, CAI

Class Track: Safe Deposit

Class Content: 20% Lecture/80% Hands-On

Class Limit: 20

Class Requirement: Prerequisite of Safe Deposit Basics and Defeat. (Unless the student can demonstrate a proficiency). This is day 3 of a 3-day series. Day 1 & 2 are required to understand the terminology, techniques and class requirements.

303R Lab Fee – REQUIRED: \$20 for screwdrivers, jump drive with class material, misc. items

303P Lab Fee – OPTIONAL: \$40 PRP Elective L-25 Safe Deposit Locks

304: Forensics for Safe Technicians (Day 2 of 2)

See Class 204.

305: S&G Electronic Safe Locks: Comprehensive Overview of Components, Programming, Service & Defeat B I

Instructor: Phillip Sutherland

Class Track: E-lock Safes

Class Content: 20% Lecture/80% Hands-On

Class Limit: 20

306: Basic Safe Opening B

Instructor: Joseph R. Reustle, CPS, CAI, GSAT, and Dave Fullarton

Class Track: Safe Opening

Class Content: 60% Lecture/40% Hands-On

Class Limit: 24

Class Requirement: Students should be proficient

CLASS DESCRIPTIONS

in understanding how a combination lock functions and proper names of its parts. Students should also be able to use basic tools and read a tape measure.

306R Lab Fee – REQUIRED: \$95 for consumables and shipping of safes

306P Lab Fee - OPTIONAL: \$40 for PRP Elective L-33 Safe Opening and Servicing

307: Method of Entry - Lever Locks B I

Instructor: Russell Davies, CPS

Class Track: Safe Opening

Class Content: 25% Lecture/75% Hands-On

Class Limit: 15

307R Lab Fee - REQUIRED: \$50 for materials used in class

This same class will be offered two (2) times, same class, on two (2) days; 307 or 407. Choose one (1) of the two (2) days available.

308: Advanced Group 2 Safe Combo Lock Manipulation (Day 1 of 2) A

Instructors: Martin Sharp and Asst. Michael A. McElheney, CMST, CML

Class Track: Manipulation

Class Content: 40% Lecture/60% Hands-On

Class Limit: 30

Class Requirement: Attendees should have already received formal training on the subject (e.g., have completed the Basic Manipulation class).

308P Lab Fee - OPTIONAL: \$40 for PRP Elective L-24 Safe Combo Lock

308: X-10 Certification Training

Instructors: Greg L. Perry, CML, CPS, CMEL, AMKS

Track: Manipulation

Content: 60% Lecture/40% Hands-On

Limit: 10

Requirement: Must be a US Citizen

NEW

Wednesday EVENING SEMINAR - 7 to 9 p.m

309: Scoping the Change Key Hole

Instructor: Dan Billheimer, CPL, CPS, CAI

Seminar Limit: 20

209R Lab Fee - REQUIRED: \$49

*This seminar is not part of class packages, and the registration fee must be paid separately. Pre-regis-tration is required.

Thursday, April 25

Full Day Classes: 8:00 a.m. to 5:00 p.m.

401: Time Lock Service (Day 1 of 2) B I

Instructor: Ed J. March IV, RL

Class Track: Timelock

Class Content: 25% Lecture/75% Hands-On

Class Limit: 10

401R Lab Fee – REQUIRED: \$250 for TMI journeyman's kit and cleaning materials

401P Lab Fee – OPTIONAL: \$40 for PRP Elective

L-26 Time Locks on second day

402: Safe Lock Servicing B

Instructor: Harry L. Sher, CML, CPS

Class Track: Safe & Vault

Class Content: 50% Lecture/50% Hands-On

Class Limit: 25

402O Lab Fee – OPTIONAL \$160 for video

403: Electronic Safe Lock Servicing B

Instructor: Gregory L. Perry, CML, CPS, CMEL, AMKS

Class Track: E-lock Safes

Class Content: 50% Lecture/50% Hands-On

Class Limit: 25

404: Spiking Electronic Locks B

Instructor: Lance Mayhew

Class Track: E-lock Safes

Class Content: 50% Lecture/50% Hands-On

Class Limit: 16

404O1 Lab Fee - OPTIONAL Lab A: \$295 for book. If you do not own it, you are REQUIRED to purchase.

404O2 Lab Fee- OPTIONAL Lab B: \$215 for Valkyrie. If you do not own the Valkyrie, you are REQUIRED to purchase.

404R3 Lab Fee - REQUIRED Lab C: \$25 for probes.

This same class will be offered two (2) times, same class, on two (2) days; 404 or 504. Choose one (1) of the two (2) days available.

405: LA GARD Electronic Safe Locks: Comprehensive Overview of Components, Programming, Service & Defeat B I

Instructor: Phillip Sutherland

Class Track: E-lock Safes

Class Content: 30% Lecture/70% Hands-On

Class Limit: 20

406: Advanced Safe Opening & Repair (Day 1 of 2) I

Instructor: Joseph R. Reustle, CPS, CAI, GSAT, and Dave Fullarton

Class Track: Safe Opening

Class Content: 40% Lecture/60% Hands-On

Class Limit: 20

Class Requirement: Students should have taken the Basic Safe Opening Class. Students should also be able to use basic tools and read a tape measure.

406R Lab Fee – REQUIRED: \$155 for consumables and shipping of safes

406P Lab Fee - OPTIONAL: \$40 for PRP Elective L-33 Safe Opening and Servicing

407: Method of Entry - Lever Locks B I

Instructor: Russell Davies, CPS

Class Track: Safe Opening

Class Content: 25% Lecture/75% Hands-On

Class Limit: 15

407R Lab Fee – REQUIRED: \$50 Fees for materials used in class

This same class will be offered two (2) times, same

class, on two (2) days; 307 or 407. Choose one (1) of the two (2) days available.

408: Advanced Group 2 Safe Combo Lock Manipulation (Day 2 of 2)

See Class 308.

Friday, April 26

Full Day Classes: 8:00 a.m. to 5:00 p.m.

501: Time Lock Service (Day 2 of 2)

See Class 401.

502: Electronic Safe Lock Servicing ^B

Instructor: Harry L. Sher, CML, CPS

Class Track: E-lock Safes

Class Content: 50% Lecture/50% Hands-On

Class Limit: 25

Class Requirement: Students should have a basic knowledge of safe locks and their mechanisms to fully comprehend the material in this class.

502O Lab Fee – OPTIONAL \$160 for video

503: Mechanical Safe Lock Servicing ^B

Instructor: Gregory L. Perry, CML, CPS, CMEL, AMKS

Class Track: Safe and Vault

Class Content: 50% Lecture/50% Hands-On

Class Limit: 25

503P Lab Fee - OPTIONAL: \$40 for PRP Elective L-24 Safe Combination Lock

504: Spiking Electronic Locks ^B

Instructor: Lance Mayhew

Class Track: E-lock Safes

Class Content: 50% Lecture/50% Hands-On

Class Limit: 16

504O1 Lab Fee - OPTIONAL Lab A: \$295 for book. If you do not own it, you are REQUIRED to purchase.

504O2 Lab Fee - OPTIONAL Lab B: \$215 for Valkyrie. If you do not own the Valkyrie, you are REQUIRED to purchase.

504R3 Lab Fee - REQUIRED Lab C: \$25 for probes.

This same class will be offered two (2) times, same class, on two (2) days; 404 or 504. Choose one (1) of the two (2) days available.

505: Tecnosicurezza Electronic Safe Locks: Comprehensive Overview of Components, Programming, Service & Defeat ^B ^I

Instructor: Phillip Sutherland

Class Track: E-lock Safes

Class Content: 30% Lecture/70% Hands-On

Class Limit: 20

506: Advanced Safe Opening & Repair (Day 2 of 2)

See Class 406.

507: Digital Manipulation for Mechanical Safe Locks ^B

Instructor: Russell Davies, CPS

Class Track: Manipulation

Class Content: 25% Lecture/75% Hands-On

Class Limit: 10

507R Lab Fee – REQUIRED: \$100 for materials used in class

507P Lab Fee - OPTIONAL: \$40 for PRP Elective L-33 Safe Opening and Servicing

THANK YOU TO OUR SPONSORS



Coffee Mugs



Daily Class Lunches, T-Shirts, Coffee Mugs



Daily Class Lunches, T-Shirts, Coffee Mugs



Kick-Off Party Bar, Coffee Mugs



Kick-Off Party and Live Auction, T-Shirts, Coffee Mugs



PROFESSIONAL BUSINESS PRODUCTS

T-Shirts



STARFLEET LOCK & SAFE, INC.

T-Shirts



Trade Show Break and Swap Meet



SAFETECH 2024 REGISTRATION FORM



REGISTRATION CHECKLIST

There are three easy ways to register:

☐ **ONLINE:** Go to www.savta.org to register. **This is the easiest and safest way to register!**

☐ **FOR EMAIL, MAIL OR FAX:**

Complete sections 1-4 in this form and send with payment information to conventions@aloa.org or **SAFETECH Registration, 1408 N. Riverfront Blvd., Suite 303 Dallas, TX 75207**. If mailing and paying by check, please include your check for payment. If faxing, please send your forms with payment information to (469) 453-5241. The information stated in this brochure is for reference only, and the most up-to-date information is posted online on the SAFETECH 2024 Convention page.

Registration is also available online at savta.org under the convention tab

1

REGISTRANT INFORMATION

Please type or print your information.

ST/PRP Status:

☐ **SAVTA Member #** _____

☐ CPS ☐ CMST ☐ CFL

☐ **ALOA Member #** _____

☐ CRL ☐ CPL ☐ CML ☐ Other _____

☐ **Non-Member**

Become a member during the show and we will waive the application fee on new applications.

(REQUIRED) Check the box that applies best for each of the following:

- Are you a first-time attendee? ☐ Yes ☐ No
- Will you be attending the Kick-Off Party? ☐ Yes ☐ No Total Number Attending _____
- Choose your role: ☐ Business Owner ☐ Employee
- Size of Business: ☐ Owner Only ☐ 1-3 Employees ☐ 4-6 Employees ☐ 7 or More Employees
- Choose your purchasing role: ☐ Decision Maker ☐ Recommend Products
- Will you attend the trade show? ☐ Yes ☐ No
- How much time will you spend at the trade show? ☐ 1-3 Hours ☐ 4-6 Hours
- Do you have any food allergies or special dietary needs? Kosher meals are not provided.
☐ Yes ☐ No Identify: _____

Registrant

Email _____

First Name _____

Last Name _____

Preferred Name for Badge _____

Company Name _____

Street or P.O. Box _____

City/State or Province _____

ZIP/Postal Code _____ Country _____

Work Number _____ Cell Number _____

Is This an Address Change? ☐ Yes ☐ No

Guest's Full Name (If Attending) _____

Contact Name and Number in Case of Emergency _____

2 CONVENTION PACKAGE SELECTION/EXTRA OPTIONS

Please mark your package choice below:

	On or by 3/29	After 3/29	Total
5 Will Rogers Package (5 days)			
<input type="radio"/> Member (SAVTA or ALOA)	\$1,305	\$1,429	_____
<input type="radio"/> Non-Member	\$1,535	\$1,659	_____
4 Garth Brooks Package (4 days)			
<input type="radio"/> Member (SAVTA or ALOA)	\$1,149	\$1,275	_____
<input type="radio"/> Non-Member	\$1,325	\$1,450	_____
3 Chuck Norris Package (3 days)			
<input type="radio"/> Member (SAVTA or ALOA)	\$999	\$1,129	_____
<input type="radio"/> Non-Member	\$1,179	\$1,299	_____
2 Ron Howard Package (2 days)			
<input type="radio"/> Member (SAVTA or ALOA)	\$725	\$869	_____
<input type="radio"/> Non-Member	\$899	\$1,015	_____
1 Gene Autry (1 day)			
<input type="radio"/> Member (SAVTA or ALOA)	\$395	\$429	_____
<input type="radio"/> Non-Member	\$465	\$499	_____
Exhibits Only (Free if taking classes)			
<input type="radio"/> Taking Classes	Free	Free	_____
<input type="radio"/> Member (SAVTA or ALOA)	Free	\$25	_____
<input type="radio"/> Non-Member	\$35	\$40	_____
<input type="radio"/> Non-Safe-Tech Guest	\$25	\$30	_____
<input type="radio"/> Spouse/Child	\$10	\$15	_____

Lab Fees & Materials (See Class Description for details)

R = Required Lab Fee O = Optional Lab Fee P = Optional Test Lab Fee

<input type="radio"/> 103R \$20 _____	<input type="radio"/> 402O \$160 _____
<input type="radio"/> 109R \$49 _____	<input type="radio"/> 402P \$40 _____
<input type="radio"/> 202O \$160 _____	<input type="radio"/> 404O1 \$295 _____
<input type="radio"/> 203R \$20 _____	<input type="radio"/> 404O2 \$215 _____
<input type="radio"/> 204R \$60 _____	<input type="radio"/> 404R3 \$25 _____
<input type="radio"/> 204P \$160 _____	<input type="radio"/> 406R \$155 _____
<input type="radio"/> 206R \$50 _____	<input type="radio"/> 406P \$40 _____
<input type="radio"/> 209R \$49 _____	<input type="radio"/> 407R \$50 _____
<input type="radio"/> 303R \$20 _____	<input type="radio"/> 502O \$160 _____
<input type="radio"/> 303P \$40 _____	<input type="radio"/> 503P \$40 _____
<input type="radio"/> 306R \$95 _____	<input type="radio"/> 504O1 \$295 _____
<input type="radio"/> 306P \$40 _____	<input type="radio"/> 504O2 \$215 _____
<input type="radio"/> 307R \$50 _____	<input type="radio"/> 504R3 \$25 _____
<input type="radio"/> 308P \$40 _____	<input type="radio"/> 507R \$100 _____
<input type="radio"/> 401R \$250 _____	<input type="radio"/> 507P \$40 _____
<input type="radio"/> 401P \$40 _____	<input type="radio"/> 309R \$49 _____

Refer to the next page to choose your tests, and mark here which level of testing you are taking. NOTE: There will be no test registration accepted after March 29, 2024.

ST/PRP Evaluation, CPS

<input type="radio"/> SAVTA/ALOA Member	\$100	_____
<input type="radio"/> Non-Member	\$250	_____

ST/PRP Evaluation, CMST

<input type="radio"/> SAVTA/ALOA Member	\$150	_____
<input type="radio"/> Non-Member	\$300	_____

ST/PRP Forensic Evaluation, CFL S&V

<input type="radio"/> IAIL Member	\$150	_____
-----------------------------------	-------	-------

PRP Locksmith Evaluation, CRL-CPL-CML

<input type="radio"/> SAVTA/ALOA Member	\$150	_____
<input type="radio"/> Non-Member	\$315	_____

Safe Technician's Reference Manual

<input type="radio"/> SAVTA Member/Non-Member	\$175	_____
---	-------	-------

A Guide Through the ALOA PRP

<input type="radio"/> Members/Non-Members	\$150	_____
---	-------	-------

SAVTA Membership RENEWAL ONLY

<input type="radio"/> Annual Dues (MDD)	\$245	_____
<input type="radio"/> Canada Dues (MDC)	\$265	_____
<input type="radio"/> Overseas Dues (MDI)	\$315	_____
<input type="radio"/> Domestic Go Green Dues (MDDG)	\$210	_____
<input type="radio"/> Canada Go Green Dues (MDCG)	\$210	_____
<input type="radio"/> Overseas Go Green Dues (MDIG)	\$210	_____

For new membership, use application form on SAVTA.org

PAYABLE IN U.S. FUNDS ONLY!

AMOUNT: \$

Payment Method

☐ Check # _____

☐ MasterCard ☐ VISA ☐ AMEX ☐ Discover

3% credit card surcharge applies to all credit card transactions

CARD NUMBER _____

EXP. DATE _____

CVV (3- or 4-digit security code) _____

ZIP/POSTAL CODE _____

PRINT NAME _____

SIGNATURE _____

Registration cancellations received after March 29, 2024, will incur a \$50 processing fee. Registration cancellations and credit requests must be received in writing. All pre-registrations must be pre-paid. Government/institutional payment: Your registration is not saved until payment is complete. Government/institutional purchase orders are acceptable. However, these types of registrations cannot be done online; only by submitting a completed registration form to us by email or mail.



SAFETECH 2024 REGISTRATION FORM

3

CLASS REGISTRATION

REGISTER EASILY ONLINE AT [SAVTA.ORG](https://www.savta.org)

Monday, April 22

101: Mechanical Combination Lock Fundamentals (Day 1 of 2)
103: Safe Deposit Series: Safe Deposit Basics (Day 1 of 3)
104: Dialing for Dollars With Diagnostics
105: Electronic Safe Lock: Comprehensive Overview of Components, Programming, Service & Defeat
108: Basic Group 2 Safe Combo Lock Manipulation (Day 1 of 2)
109: EVENING SEMINAR: Basic Dialing Diagnostics (\$49)

Tuesday, April 23

201: Mechanical Combination Lock Fundamentals (Day 2 of 2)
202: STPRP Class Prep (Day 1 of 2)
203: Safe Deposit Series: Safe Deposit Defeat (Day 2 of 3)
204: Forensics for Safe Technicians (Day 1 of 2)
205: SecuRam Electronic Safe Locks
206: Common Key Operated Locks in the U.S.
208: Basic Group 2 Safe Combo Lock Manipulation (Day 2 of 2)
209: EVENING SEMINAR: Scoping the Change Key Hole (\$49)

Wednesday, April 24

301A: Common Lockout Issues With Timelocks (A.M. HALF-DAY)
301P: Mechanical Lock Diagnostics (P.M. HALF-DAY)
302: STPRP Class Prep (Day 2 of 2)

303: Safe Deposit Series: Safe Deposit Service & Repair (Day 3 of 3)
304: Forensics for Safe Technicians (Day 2 of 2)
305: S&G Electronic Safe Locks
306: Basic Safe Opening
307: Method of Entry - Lever Locks (Single-day class)
308: Advanced Group 2 Safe Combination Lock Manipulation (Day 1 of 2)

Thursday, April 25

401: Timelock Service (Day 1 of 2)
402: Safe Lock Servicing
403: Electronic Safe Lock Servicing
404: Spiking Electronic Locks (Single-day class)
405: LA GARD Electronic Safe Locks
406: Advanced Safe Opening (Day 1 of 2)
407: Method of Entry - Lever Locks (Single-day class)

Friday, April 26

501: Timelock Service (Day 2 of 2)
502: Electronic Safe Lock Servicing
503: Mechanical Safe Lock Servicing
504: Spiking Electronic Locks (Single-day class)
505: Tecnosicurezza Electronic Safe Locks
506: Advanced Safe Opening (Day 2 of 2)
507: Digital Manipulation for Mechanical Safe Locks

Class times are 8:00 a.m. to 5:00 p.m. However, instructor has the right to alter based on content of class. Due to class limits, mark your 1st, 2nd and 3rd choices. Indicate choice by Class Number. Some classes fill up quickly. Complete this registration form and email or mail. **Classes are not confirmed until registration and payment are complete and you have received your confirmation by email. Please confirm that your choices are correct. The information stated in this brochure is for reference only, and the most up-to-date information is posted online on the SAFETECH 2024 Convention page.**

	1st Choice	2nd Choice	3rd Choice
Monday, April 22			
109: Monday Evening Seminar (109R: \$49, not part of a package)	If registering, please select the 109R lab fee on the previous page.		
Tuesday, April 23			
209: Tuesday Evening Seminar (209R: \$49)	If registering, please select the 209R lab fee on the previous page.		
Wednesday, April 24			
Thursday, April 25			
Friday, April 26			

Name _____ Member # _____

Please visit the website for detailed class descriptions prior to indicating your selections.

There will be a \$25 fee to change any classes on-site.

4 ST/PRP REGISTRATION

The ST/PRP test session will be held Wednesday, April 24, 6 p.m. - 10 p.m.

The two-day CPS Prep Class 202/302 includes the CPS test given on the second day. CPS cannot be taken twice during the convention.

Level Testing For: ☐CPS ☐CMST ☐CRL ☐CPL ☐CML ☐CFL

Below are descriptions of each level and its requirements.

- CPS LEVEL (S-00): Because of the time required, this cannot be taken with any other selection.
- CMST Level (S-01): You must pass the CPS level before taking the CMST level. Cannot be taken with any other test.
- CRL LEVEL: L-00 + two (2) Electives.
- Re-Take CRL LEVEL: If you did not pass the Mandatory, you must choose the Mandatory. You may also take one (1) or two (2) Electives if you did not pass one (1) or two (2) Electives, but you may not take extras.
- Re-Take CRL Level: If you passed only the Mandatory, choose up to five (5) Electives.
- CPL LEVEL: CRL + twelve (12) Electives. Choose 12 Electives.
- Re-take CPL or CML LEVEL: Choose up to twelve (12) electives for CPL and up to nine (9) electives for CML.
- CML LEVEL CPL + nine (9) electives.
- CFL LEVEL: Only IAIL members may take the CFL Safe & Vault exam if they can meet the requirements to have it issued. May not test with any other ST/PRP Tests. Must be a member in good standing of both ALOA and the International Association of Investigative Locksmiths (IAIL).

You cannot take more than two electives at a time until you pass the Mandatory.

- | | |
|---|--|
| <input type="radio"/> L-00 Mandatory Categories | <input type="radio"/> L-33 Safe Opening and Servicing |
| <input type="radio"/> L-03 Domestic Auto | <input type="radio"/> L-34 Vault Installation and Service |
| <input type="radio"/> L-04 Foreign Auto | <input type="radio"/> L-38 Small Format Interchangeable Core |
| <input type="radio"/> L-05 Door Closers | <input type="radio"/> L-39 Large Format Interchangeable Core |
| <input type="radio"/> L-07 Life Safety Codes | <input type="radio"/> L-40 Electro-Mechanical Access Control |
| <input type="radio"/> L-08 High Security Cylinder Servicing | <input type="radio"/> L-41 Door-Related Hardware |
| <input type="radio"/> L-11 Special Applications Cylinder Servicing | <input type="radio"/> L-42 Alarms |
| <input type="radio"/> L-13 Basic Electricity | <input type="radio"/> L-43 Detention Locks |
| <input type="radio"/> L-16 Exit Hardware & Exit Alarms | <input type="radio"/> L-44 Closed Circuit TV |
| <input type="radio"/> L-20 Keyless Mechanical Locks | <input type="radio"/> L-46 Networking |
| <input type="radio"/> L-21 Lever Locks , Other than Safe | <input type="radio"/> S-00 Certified Professional Safe Tech (CPS) |
| <input type="radio"/> L-22 Motorcycle Locks | <input type="radio"/> S-01 Certified Master Safe Tech (CMST) CFL |
| <input type="radio"/> L-24 Safe Combination Locks | <input type="radio"/> F-03 Safe & Vault |
| <input type="radio"/> L-25 Safe Deposit Locks | |
| <input type="radio"/> L-26 Time Locks | |
| <input type="radio"/> L-28 Lockset Installation | |
| <input type="radio"/> L-30 Basic Master Keying | |
| <input type="radio"/> L-31 Advanced Master Keying | |
| <input type="radio"/> L-32 Safe Installation | |

ATTENTION: THIS ST/PRP REGISTRATION MUST BE RECEIVED AT SAVTA BY MARCH 29, 2024. THERE WILL BE NO TEST REGISTRATION ON-SITE.

There will be a \$25 fee to change any classes on-site. If you need clarification before choosing classes, email dawne@aloe.org or call (800) 532-2562.




CLASSES
APRIL 22-26, 2024

**HYATT REGENCY
TULSA**

TRADE SHOW
APRIL 27, 2024

CONVENTIONS@ALOA.ORG | (800) 532-2562
REGISTER EARLY ONLINE BY MARCH 29 AT SAVTA.ORG



Safe and Vault Technicians Association
1408 N. Riverfront Blvd., Suite 303
Dallas, TX 75207
www.savta.org

